
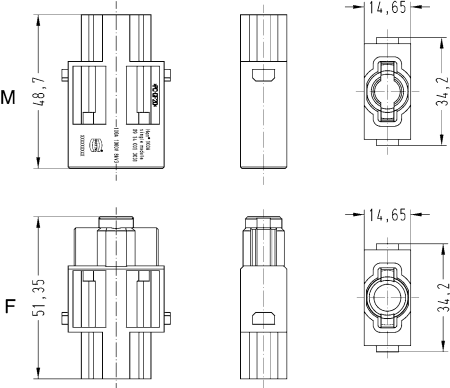

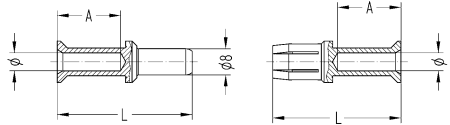

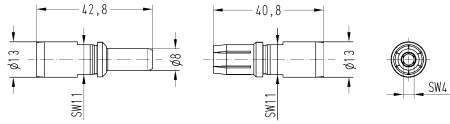


Number of contacts

1

100 A 830 V 8 kV 3

Modular

Identification	Conductor cross-section (mm ²)	Part number		Drawing (dimensions in mm)															
		Male	Female																
Han-Modular®, Han® 100 A module, Single module  <p>Please order contacts separately.</p>	10 ... 35	09 14 001 3031	09 14 001 3131																
TC 100, Crimp contact, Contact surface: Silver plated 	10 16 25 35	09 11 000 6114 09 11 000 6116 09 11 000 6125 09 11 000 6135	09 11 000 6214 09 11 000 6216 09 11 000 6225 09 11 000 6235	 <table border="1"> <thead> <tr> <th>Conductor cross-section</th> <th>ø</th> <th>Stripping length</th> </tr> </thead> <tbody> <tr> <td>10 mm²</td> <td>4.3</td> <td>19 mm</td> </tr> <tr> <td>16 mm²</td> <td>5.5</td> <td>19 mm</td> </tr> <tr> <td>25 mm²</td> <td>7</td> <td>19 mm</td> </tr> <tr> <td>35 mm²</td> <td>8.2</td> <td>16 mm</td> </tr> </tbody> </table> <p>for stranded wire according to IEC 60 228 Class 5</p>	Conductor cross-section	ø	Stripping length	10 mm ²	4.3	19 mm	16 mm ²	5.5	19 mm	25 mm ²	7	19 mm	35 mm ²	8.2	16 mm
Conductor cross-section	ø	Stripping length																	
10 mm ²	4.3	19 mm																	
16 mm ²	5.5	19 mm																	
25 mm ²	7	19 mm																	
35 mm ²	8.2	16 mm																	
TC 100, Axial screw contact, Contact surface: Silver plated 	10 ... 25 16 ... 35	09 11 000 6112 09 11 000 6113	09 11 000 6212 09 11 000 6213	 <p>Stripping length 13 mm</p> <table border="1"> <thead> <tr> <th colspan="5">Tightening torque</th> </tr> <tr> <th>mm²</th> <th>10</th> <th>16</th> <th>25</th> <th>35</th> </tr> </thead> <tbody> <tr> <td>Nm</td> <td>6</td> <td>6</td> <td>7</td> <td>8</td> </tr> </tbody> </table>	Tightening torque					mm ²	10	16	25	35	Nm	6	6	7	8
Tightening torque																			
mm ²	10	16	25	35															
Nm	6	6	7	8															