
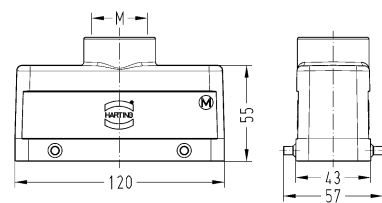
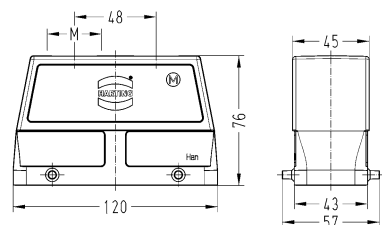

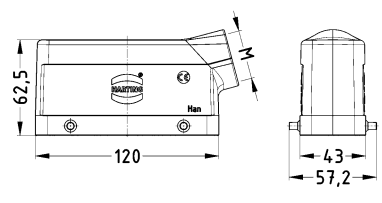
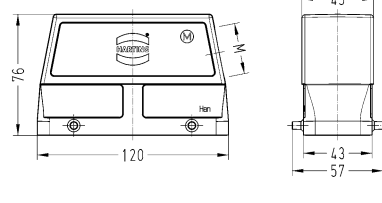




Standard hoods/housings for industrial connectors  
Double locking lever

Housings

Identification	Cable entry	Part number		Drawing (dimensions in mm)
		Low construction	High construction	
Han® B, Hood, Top entry, IP65, IP66, IP67  	1x M32 1x M40 2x M25 2x M32	19 30 024 1422	19 30 024 0427 19 30 024 0428 19 30 024 0466 19 30 024 0467	  
			09 30 024 4411	
Han® B, Hood, Flat cable entry, Top entry, IP65  	1x M25 1x M32 1x M40 1x M40	19 30 024 1521 19 30 024 1522	19 30 024 0527 19 30 024 0523 19 30 024 0528	  
			Han® B, Hood, Side entry, IP65, IP66, IP67  