
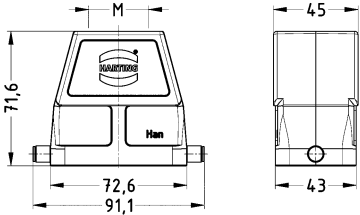

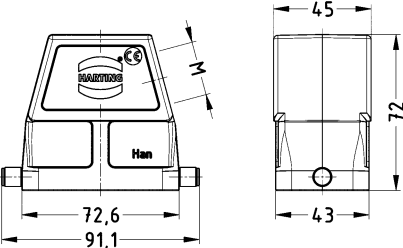




Hoods/Housings for higher EMC requirements
Single locking lever

Housings

Identification	Cable entry	Part number		Drawing (dimensions in mm)
		Low construction	High construction	
Han® EMC/B, Hood, Top entry, IP65 	1x M25 1x M32		19 62 810 0446 19 62 810 0447	
Han® EMC/B, Hood, Side entry, IP65 	1x M25 1x M32		19 62 810 0546 19 62 810 0547	
Han® EMC/B, Bulkhead mounted housing, Rear mounting, External seal, Han-Easy Lock®, IP66 Pack contents: Mounting frame is included with- in the delivery 		09 62 810 0397		
Han® EMC/B, Bulkhead mounted housing, Rear mounting, External seal, Han-Easy Lock®, IP66 		09 62 810 0398		