
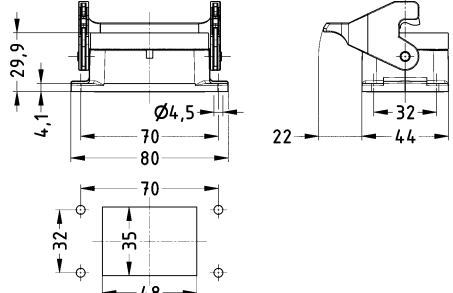

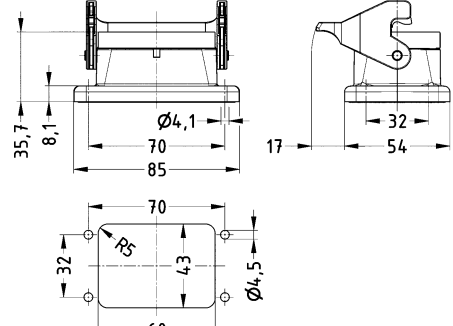

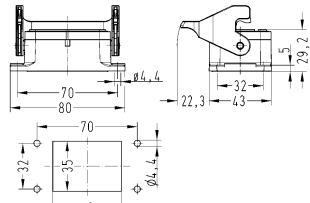



Identification	Cable entry	Part number		Drawing (dimensions in mm)
		Low construction	High construction	
Han® EMC/B, Bulkhead mounted housing, External seal, Han-Easy Lock®, IP66  		09 62 806 2301		 <p>Panel cut out</p>
Han® EMC/B, Bulkhead mounted housing, Rear mounting, External seal, Han-Easy Lock®, IP66 Pack contents: Mounting frame is included with- in the delivery  		09 62 806 0315		 <p>Panel cut out</p>
Han® EMC/B, Bulkhead mounted housing, Internal seal, Han-Easy Lock®, IP65  		09 62 806 0301		 <p>Panel cut out</p>
Han® EMC/B, Surface mounted housing, Side entry, Han-Easy Lock®, IP65  	2x M20	19 62 806 1290		