
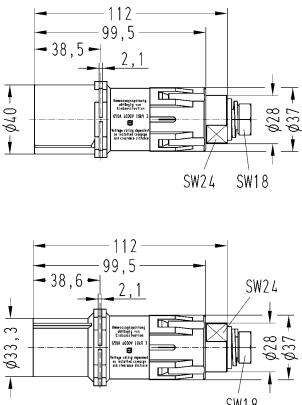




650 A 4.000 V 18 kV 3

Han
HC

Identification	Conductor cross-section (mm ²)	Part number		Drawing (dimensions in mm)												
		Male	Female													
<p>Han® HC Modular, 650, Screw termination, Contact surface: Silver plated</p> 	240	09 11 001 2675	09 11 001 2775	 <p>Tightening torque 16 ... 18 Nm Cable shoe ≤ 240 mm² Please ensure to hold up the contact with a wrench size 24 to apply the tightening torque</p>												
<p>Han® HC Modular, 650, Axial screw termination, Contact surface: Silver plated</p> 	70 ... 120 150 ... 185	09 11 001 2671 09 11 001 2672	09 11 001 2771 09 11 001 2772	 <p>Tightening torque</p> <table border="1"> <thead> <tr> <th>mm²</th> <th>70</th> <th>95</th> <th>120</th> <th>150</th> <th>185</th> </tr> </thead> <tbody> <tr> <td>Nm</td> <td>12</td> <td>14</td> <td>16</td> <td>17</td> <td>18</td> </tr> </tbody> </table> <p>Stripping length 23 ... 25 mm max. wire outer diameter 26.5 mm</p>	mm ²	70	95	120	150	185	Nm	12	14	16	17	18
mm ²	70	95	120	150	185											
Nm	12	14	16	17	18											