
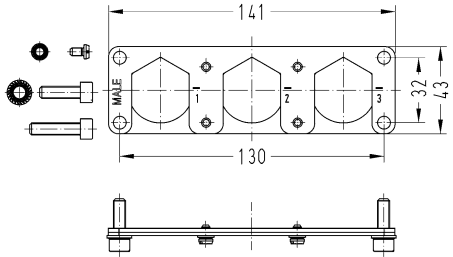

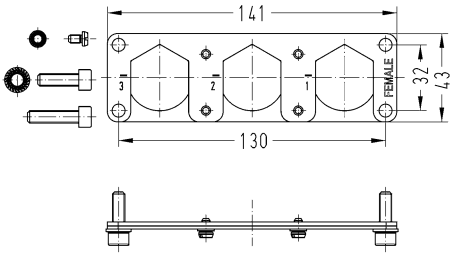


Han  
HC

| Identification  | Cable entry | Part number    | Drawing<br>(dimensions in mm)   |
|---|-------------|----------------|---|
| <p>Han® HPR enlarged,<br/>Frame,<br/>for male inserts,<br/>3x Han® HC Modular 350,</p> <p>Pack contents:<br/>4x M4 screw,<br/>4x washer SK S4,<br/>4x washer SK S6,<br/>4x cheese-head screw M6 x 20,<br/>4x cheese-head screw M6 x 25</p>     |             | 09 11 000 9957 |  <p>Tightening torque Fixing screws M6: 10 Nm<br/>Tightening torque Screws M4: 1.5 Nm</p> |
| <p>Han® HPR enlarged,<br/>Frame,<br/>for female inserts,<br/>3x Han® HC Modular 350,</p> <p>Pack contents:<br/>4x M4 screw,<br/>4x washer SK S4,<br/>4x washer SK S6,<br/>4x cheese-head screw M6 x 20,<br/>4x cheese-head screw M6 x 25</p>  |             | 09 11 000 9958 |  <p>Tightening torque Fixing screws M6: 10 Nm<br/>Tightening torque Screws M4: 1.5 Nm</p> |