
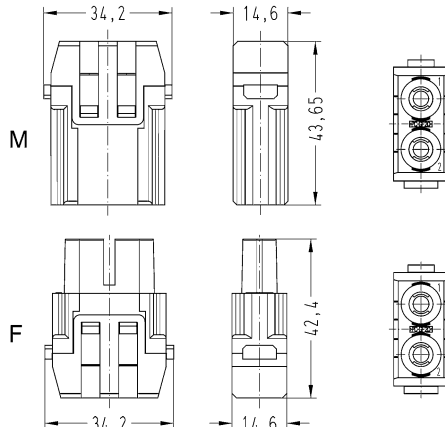

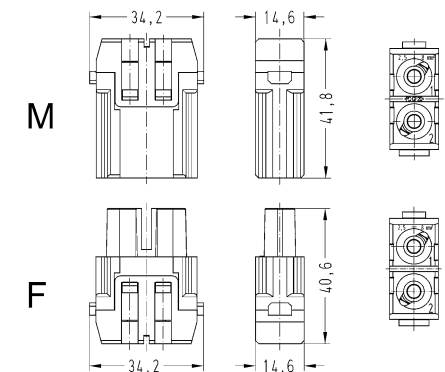


Number of contacts

2

40 A 1.000 V 8 kV 3

Modular

Identification	Conductor cross-section (mm ²)	Part number		Drawing (dimensions in mm)																				
		Male	Female																					
<p>Han-Modular®, Han® 40 A module, Crimp termination, UL: 600 V</p>  <p>Please order crimp contacts separately.</p>	1.5 ... 10	09 14 002 3002	09 14 002 3102	 <p>Contact arrangement (view from termination side)</p>																				
<p>Han-Modular®, Han® 40 A module, Axial screw termination, Contact surface: Silver plated</p> 	2.5 ... 8 6 ... 10	09 14 002 2601 09 14 002 2602	09 14 002 2701 09 14 002 2702	 <p>Contact arrangement (view from termination side)</p> <p>Stripping length</p> <table border="1"> <tr> <td>mm²</td> <td>2,5</td> <td>4</td> <td>6</td> <td>10</td> </tr> <tr> <td>mm</td> <td>5⁺¹</td> <td>5⁺¹</td> <td>8⁺¹</td> <td>11⁺¹</td> </tr> </table> <p>Tightening torque</p> <table border="1"> <tr> <td>mm²</td> <td>2,5</td> <td>4</td> <td>6</td> <td>10</td> </tr> <tr> <td>Nm</td> <td>1,5</td> <td>1,5</td> <td>2</td> <td>2</td> </tr> </table>	mm ²	2,5	4	6	10	mm	5 ⁺¹	5 ⁺¹	8 ⁺¹	11 ⁺¹	mm ²	2,5	4	6	10	Nm	1,5	1,5	2	2
mm ²	2,5	4	6	10																				
mm	5 ⁺¹	5 ⁺¹	8 ⁺¹	11 ⁺¹																				
mm ²	2,5	4	6	10																				
Nm	1,5	1,5	2	2																				