
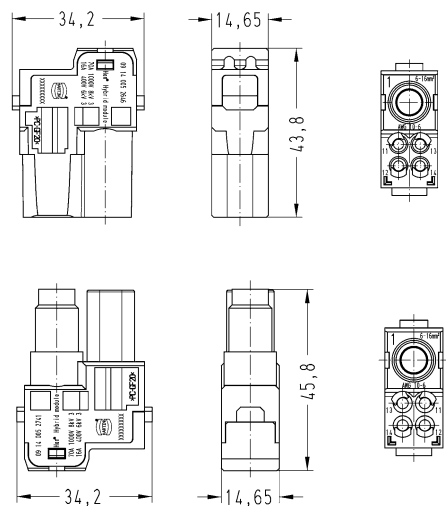

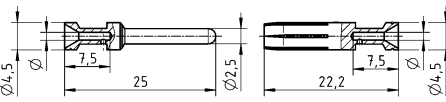


Number of contacts

# 1

70 A 1.000 V 8 kV 3  
 16 A 400 V 6 kV 3  
 + 4 additional signal contacts

Modular

Identification	Conductor cross-section (mm <sup>2</sup> )	Part number		Drawing (dimensions in mm)																		
		Male	Female																			
Han-Modular®, Han® 70 A Hybrid module, Axial screw termination / crimp termination  <p>Please order signal contacts separately.</p>	6 ... 16 14 ... 22	09 14 005 2646 09 14 005 2647	09 14 005 2741 09 14 005 2742	 <p>6 ... 16 mm<sup>2</sup>: Stripping length 11 ... 12 mm                      14 ... 22 mm<sup>2</sup>: Stripping length 12,5 ... 13.5 mm                      Tightening torque                      2 Nm @ 6 mm<sup>2</sup>, 3 Nm @ 10 mm<sup>2</sup>, 4 Nm @ 14 mm<sup>2</sup>, 4 Nm @ 16 mm<sup>2</sup>, 4 Nm @ 22 mm<sup>2</sup></p>																		
Han E®, Crimp contact, Contact surface: Silver plated 	0.14 ... 0.37 0.5 0.75 1 1.5 2.5 3 4	09 33 000 6127 09 33 000 6121 09 33 000 6114 09 33 000 6105 09 33 000 6104 09 33 000 6102 09 33 000 6106 09 33 000 6107	09 33 000 6227 09 33 000 6220 09 33 000 6214 09 33 000 6205 09 33 000 6204 09 33 000 6202 09 33 000 6206 09 33 000 6207	 <table border="1"> <thead> <tr> <th>Conductor cross-section</th> <th>Identification</th> </tr> </thead> <tbody> <tr> <td>0.14-0.37 mm<sup>2</sup> AWG 26-22</td> <td>no groove</td> </tr> <tr> <td>0.5 mm<sup>2</sup> AWG 20</td> <td>no groove</td> </tr> <tr> <td>0.75 mm<sup>2</sup> AWG 18</td> <td>1 groove*</td> </tr> <tr> <td>1 mm<sup>2</sup> AWG 18</td> <td>1 groove</td> </tr> <tr> <td>1.5 mm<sup>2</sup> AWG 16</td> <td>2 groove</td> </tr> <tr> <td>2.5 mm<sup>2</sup> AWG 14</td> <td>3 groove</td> </tr> <tr> <td>3 mm<sup>2</sup> AWG 12</td> <td>wide groove</td> </tr> <tr> <td>4 mm<sup>2</sup> AWG 12</td> <td>no groove</td> </tr> </tbody> </table> <p>* on the back crimp collar                      Stripping length 7.5 mm</p>	Conductor cross-section	Identification	0.14-0.37 mm <sup>2</sup> AWG 26-22	no groove	0.5 mm <sup>2</sup> AWG 20	no groove	0.75 mm <sup>2</sup> AWG 18	1 groove*	1 mm <sup>2</sup> AWG 18	1 groove	1.5 mm <sup>2</sup> AWG 16	2 groove	2.5 mm <sup>2</sup> AWG 14	3 groove	3 mm <sup>2</sup> AWG 12	wide groove	4 mm <sup>2</sup> AWG 12	no groove
Conductor cross-section	Identification																					
0.14-0.37 mm <sup>2</sup> AWG 26-22	no groove																					
0.5 mm <sup>2</sup> AWG 20	no groove																					
0.75 mm <sup>2</sup> AWG 18	1 groove*																					
1 mm <sup>2</sup> AWG 18	1 groove																					
1.5 mm <sup>2</sup> AWG 16	2 groove																					
2.5 mm <sup>2</sup> AWG 14	3 groove																					
3 mm <sup>2</sup> AWG 12	wide groove																					
4 mm <sup>2</sup> AWG 12	no groove																					