
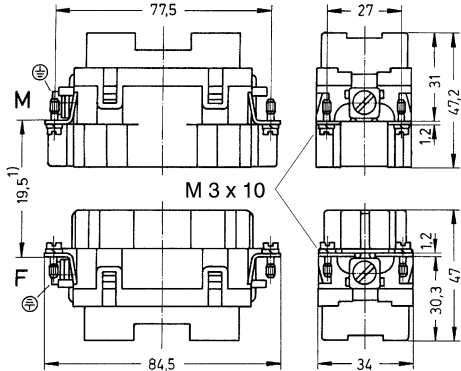




Number of contacts

6+

40 A 690 V 8 kV 3
 10 A 230/400 V 4 kV 3
 + 12 additional signal contacts

Han-Com

Identification	Conductor cross-section (mm ²)	Part number		Drawing (dimensions in mm)																		
		Male	Female																			
Han-Com®, Han® K 6/12, Axial screw termination / screw termination, Contact surface: Silver plated 	2.5 ... 8, 0.2 ... 2.5 Signal	09 38 018 2601	09 38 018 2701	 <p>1) distance for contact max. 21 mm</p>																		
Han-Com®, Han® K 6/12, Axial screw termination / screw termination, Contact surface: Silver plated 	6 ... 10, 0.2 ... 2.5 Signal	09 38 018 2602	09 38 018 2702	 <p>11 17 17 11 12 18 18 12 13 19 19 13 2 9 9 2 3 2 2 3 4 5 5 4 14 20 20 14 15 21 21 15 16 22 22 16</p> <p>M F</p> <p>Contact arrangement (view from termination side)</p> <table border="1"> <thead> <tr> <th colspan="3">Power contacts</th> </tr> <tr> <th>Conductor cross-section</th> <th>Tightening torque</th> <th>Stripping length</th> </tr> </thead> <tbody> <tr> <td>2.5 mm²</td> <td>1.5 Nm</td> <td>5 ... 6 mm</td> </tr> <tr> <td>4 mm²</td> <td>1.5 Nm</td> <td>5 ... 6 mm</td> </tr> <tr> <td>6 mm²</td> <td>2 Nm</td> <td>5 ... 6 mm</td> </tr> <tr> <td>10 mm²</td> <td>2 Nm</td> <td>5 ... 6 mm</td> </tr> </tbody> </table> <p>Signal contacts : Stripping length 7.5 mm Tightening torque 0.5 Nm</p>	Power contacts			Conductor cross-section	Tightening torque	Stripping length	2.5 mm ²	1.5 Nm	5 ... 6 mm	4 mm ²	1.5 Nm	5 ... 6 mm	6 mm ²	2 Nm	5 ... 6 mm	10 mm ²	2 Nm	5 ... 6 mm
Power contacts																						
Conductor cross-section	Tightening torque	Stripping length																				
2.5 mm ²	1.5 Nm	5 ... 6 mm																				
4 mm ²	1.5 Nm	5 ... 6 mm																				
6 mm ²	2 Nm	5 ... 6 mm																				
10 mm ²	2 Nm	5 ... 6 mm																				