
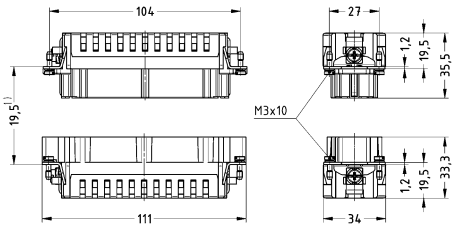


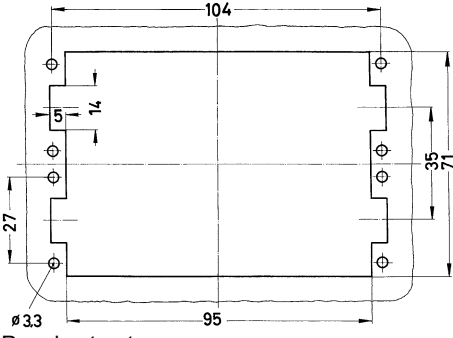


Number of contacts

48+

16 A 500 V 6 kV 3

Identification	Conductor cross-section (mm ²)	Part number		Drawing (dimensions in mm)
		Male	Female	
<p>Han E®, Crimp termination, 1 ... 24</p>  <p>Please order crimp contacts separately. You need two inserts for a complete assembly!</p>	0.14 ... 4	09 33 024 2602	09 33 024 2702	 <p>1) distance for contact max. 21 mm</p>
<p>Han E®, Continuing marking, Crimp termination, 25 ... 48</p>  <p>Please order crimp contacts separately. You need two inserts for a complete assembly!</p>	0.14 ... 4	09 33 024 2612	09 33 024 2712	 <p>M F</p> <p>Contact arrangement (view from termination side)</p>  <p>Panel cut out</p>