

Identification

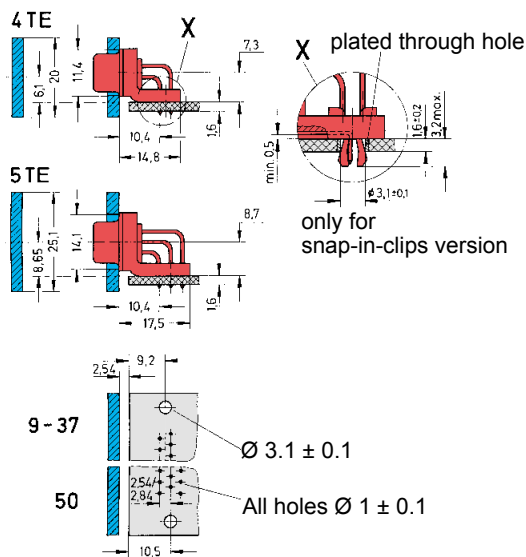
Drawing

Dimensions in mm

**Standard Versions**

Mounting height 7.3 mm  
9-37 way  
for front panel  
4 units of width (TE)

Mounting height 8.7 mm  
50 way  
for front panel  
5 units of width (TE)

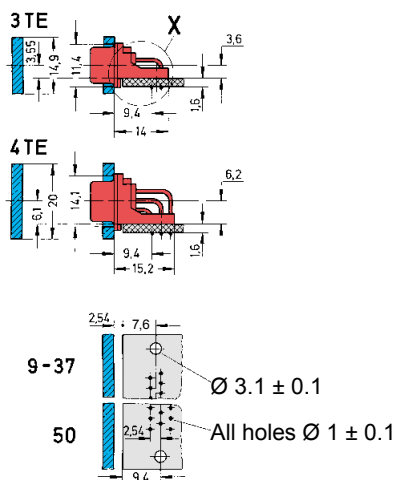


for connectors see pages 05.12 – 05.17

**Low-Profile Versions**

Mounting height 3.6 mm  
9-37 way  
for front panel  
3 units of width (TE)

Mounting height 6.2 mm  
50 way  
for front panel  
4 units of width (TE)



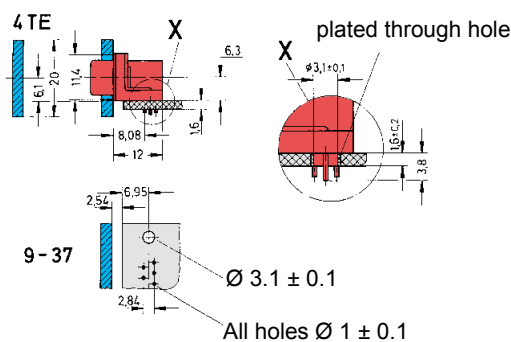
When used in a wave soldering process the mating face of the connector must be protected with adhesive tape.



for connectors see pages 05.18 – 05.21

**U.S. Footprint Versions**

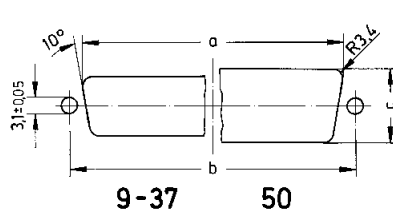
Mounting height 6.3 mm  
9-37 way  
for front panel  
4 units of width (TE)



for connectors see pages 05.22 – 05.23

**Panel cut out for front/rear mount**

Values are taken from the CECC 75301-802



Front mount

|    | $a_{\pm 0.2}$ | $b_{\pm 0.13}$ | $c_{\pm 0.2}$ |
|----|---------------|----------------|---------------|
| 9  | 22.2          | 25.0           | 12.3          |
| 15 | 30.5          | 33.3           | 12.3          |
| 25 | 44.3          | 47.0           | 12.3          |
| 37 | 60.7          | 63.5           | 12.3          |
| 50 | 58.3          | 61.1           | 15.1          |

Rear mount

|    | $a_{\pm 0.2}$ | $b_{\pm 0.13}$ | $c_{\pm 0.2}$ |
|----|---------------|----------------|---------------|
| 9  | 20.5          | 25.0           | 11.4          |
| 15 | 28.8          | 33.3           | 11.4          |
| 25 | 42.5          | 47.0           | 11.4          |
| 37 | 59.1          | 63.5           | 11.4          |
| 50 | 56.3          | 61.1           | 14.1          |