
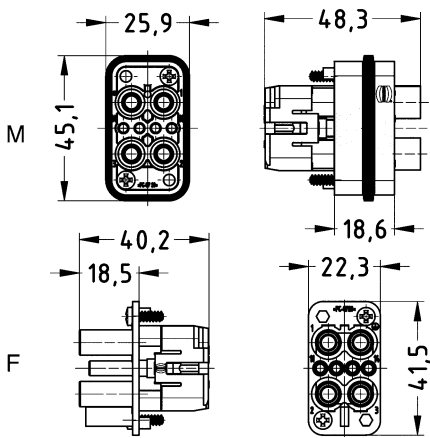

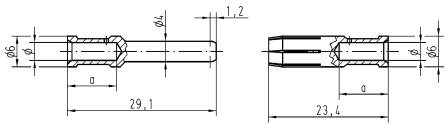

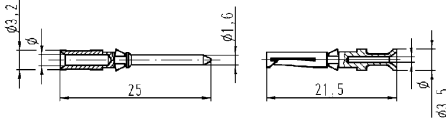


Number of contacts

3+

40 A 400/690 V 6 kV 3
 10 A 250 V 4 kV 3
 + 4 additional signal contacts

Identification	Conductor cross-section (mm ²)	Part number		Drawing (dimensions in mm)																					
		Male	Female																						
Han® Q, 3/4, Crimp termination  <p>Please order crimp contacts separately.</p>		09 12 007 3041	09 12 007 3141																						
Han® C, Crimp contact, Contact surface: Silver plated 	1.5 2.5 4 6	09 32 000 6104 09 32 000 6105 09 32 000 6107 09 32 000 6108	09 32 000 6204 09 32 000 6205 09 32 000 6207 09 32 000 6208	 <table border="1"> <thead> <tr> <th>Conductor cross-section</th> <th>∅</th> <th>Stripping length</th> </tr> </thead> <tbody> <tr> <td>1.5 mm² AWG 16</td> <td>1.75 mm</td> <td>9.5 mm</td> </tr> <tr> <td>2.5 mm² AWG 14</td> <td>2.25 mm</td> <td>9.5 mm</td> </tr> <tr> <td>4 mm² AWG 12</td> <td>2.85 mm</td> <td>9.5 mm</td> </tr> <tr> <td>6 mm² AWG 10</td> <td>3.5 mm</td> <td>9.5 mm</td> </tr> <tr> <td>10 mm² AWG 8</td> <td>4.3 mm</td> <td>12 mm</td> </tr> </tbody> </table>	Conductor cross-section	∅	Stripping length	1.5 mm ² AWG 16	1.75 mm	9.5 mm	2.5 mm ² AWG 14	2.25 mm	9.5 mm	4 mm ² AWG 12	2.85 mm	9.5 mm	6 mm ² AWG 10	3.5 mm	9.5 mm	10 mm ² AWG 8	4.3 mm	12 mm			
Conductor cross-section	∅	Stripping length																							
1.5 mm ² AWG 16	1.75 mm	9.5 mm																							
2.5 mm ² AWG 14	2.25 mm	9.5 mm																							
4 mm ² AWG 12	2.85 mm	9.5 mm																							
6 mm ² AWG 10	3.5 mm	9.5 mm																							
10 mm ² AWG 8	4.3 mm	12 mm																							
Han D®, Crimp contact, Contact surface: Silver plated 	0.14 ... 0.37 0.5 0.75 1 1.5 2.5	09 15 000 6104 09 15 000 6103 09 15 000 6105 09 15 000 6102 09 15 000 6101 09 15 000 6106	09 15 000 6204 09 15 000 6203 09 15 000 6205 09 15 000 6202 09 15 000 6201 09 15 000 6206	 <table border="1"> <thead> <tr> <th>Conductor cross-section</th> <th>∅</th> <th>Stripping length</th> </tr> </thead> <tbody> <tr> <td>0.14-0.37 mm² AWG 26-22</td> <td>0.9 mm</td> <td>8 mm</td> </tr> <tr> <td>0.5 mm² AWG 20</td> <td>1.1 mm</td> <td>8 mm</td> </tr> <tr> <td>0.75 mm² AWG 18</td> <td>1.3 mm</td> <td>8 mm</td> </tr> <tr> <td>1 mm² AWG 18</td> <td>1.45 mm</td> <td>8 mm</td> </tr> <tr> <td>1.5 mm² AWG 16</td> <td>1.75 mm</td> <td>8 mm</td> </tr> <tr> <td>2.5 mm² AWG 14</td> <td>2.25 mm</td> <td>6 mm</td> </tr> </tbody> </table>	Conductor cross-section	∅	Stripping length	0.14-0.37 mm ² AWG 26-22	0.9 mm	8 mm	0.5 mm ² AWG 20	1.1 mm	8 mm	0.75 mm ² AWG 18	1.3 mm	8 mm	1 mm ² AWG 18	1.45 mm	8 mm	1.5 mm ² AWG 16	1.75 mm	8 mm	2.5 mm ² AWG 14	2.25 mm	6 mm
Conductor cross-section	∅	Stripping length																							
0.14-0.37 mm ² AWG 26-22	0.9 mm	8 mm																							
0.5 mm ² AWG 20	1.1 mm	8 mm																							
0.75 mm ² AWG 18	1.3 mm	8 mm																							
1 mm ² AWG 18	1.45 mm	8 mm																							
1.5 mm ² AWG 16	1.75 mm	8 mm																							
2.5 mm ² AWG 14	2.25 mm	6 mm																							